

N^o 7321



A.D. 1913

Date of Application, 27th Mar., 1913--Accepted, 6th Nov., 1913

COMPLETE SPECIFICATION.

Improvements in and relating to Draft Harness for Oxen or other Cattle.

I, DENNIS MEADE KENNEDY, of 106, Montpelier Road, Durban, Natal, Engineer, do hereby declare the nature of this invention and in what manner the same is to be performed, to be particularly described and ascertained in and by the following statement:—

5 This invention relates to draft harness for use where two or more oxen or other cattle are yoked together side by side, and the invention has for its object to provide an improved and simple construction of harness which will enable the animals to work under more comfortable conditions than has hitherto been possible.

10 A harness made in accordance with this invention comprises two or more collars joined together by a transversely arranged yoke member. This yoke member is attached to the top of each collar preferably by a pivotted or swivelling connection and the said yoke may be cranked at a point between each pair of collars to receive the centre or trek chain and for carrying the dissel boom or pole
15 of the vehicle. The collars which carry the draft chains, each comprise a frame or wale attached to or carrying the padded collar and adapted to fit over the neck of the animal, the lower ends of the frame being connected together by a movable or hinged member suitably fastened. Suitable hooks are provided on the collar to which the draft chains are attached, and the position of these hooks
20 on the collar may be made adjustable in order to suit different animals.

In the accompanying drawings which illustrate a construction of the harness suitable for a pair of oxen.

Fig. 1 is a view in front elevation.

Fig. 2 is a corresponding plan.

25 Fig. 3 is a view in cross section, on an enlarged scale, on line *x—y* Fig. 1.

In this construction each collar is formed by placing a frame *a* of wood, metal, or other suitable material against a padded or upholstered part *b* and attaching the parts *a* and *b* together by passing the covering material *f* around both parts and sewing or otherwise attaching it to part *b* at suitable points. The covering
30 material may be sewn through between the parts *a* and *b* in the manner indicated in the dotted lines representing stitches, in Fig. 3. This arrangement will overcome any tendency of the part *a* to bury itself in the part *b*.

The frame *a*, which may be a rounded tube or bar is formed with a gap at its underside, enabling the collar to be placed in position on an animal with facility,
35 which gap may be closed by a member *a*¹, which is hinged to one side of the frame *a* at *a*² and may be fastened to the other side of the frame *a* by a suitable catch, such as *a*³.

The draft chains are attached to hooks *c* carried by the frame *a*. These hooks are attached to the frame *a* by placing them between any adjacent pair of a
40 series of lugs *a*⁴ on the frame *a*, and securing them in position by pins *a*⁵ which pass through holes in said lugs and through the shanks of the hooks.

Two or more of the hooks *c* may be coupled together by a short length of chain, such as *c*¹ to which the draft chains are attached.

[Price 8d.]



Improvements in and relating to Draft Harness for Oxen or other Cattle.

The top of each collar is provided with a pivot *d* attached firmly to the frame *a*, and adapted to receive the yoke member *e* which is adapted to pivot thereon.

The said yoke is preferably cranked at or near its centre *e*¹ to receive the dissel boom or pole of the vehicle, and is also provided with an eye *e*² for carrying the centre or "trek" chain. 5

The use of the combined collar and yoke harness will greatly increase the draft powers of oxen or other cattle and its use will greatly reduce the sufferings of such cattle when employed for draft or other purposes.

The pivotted connection of the yoke and collar permits the oxen some freedom of movement whilst keeping them the required distance apart and the whole harness can be made lighter and stronger than is usual. 10

Having now particularly described and ascertained the nature of my said invention and in what manner the same is to be performed, I declare that what I claim is:—

1. The improved draft harness for oxen or other cattle consisting of two or more collars arranged side by side and coupled at their tops by a yoke member substantially as set forth. 15

2. A draft harness as claimed in Claim 1 wherein the yoke is attached to the collars by a pivot or swivelling connection substantially as set forth.

3. A draft harness as claimed in Claim 1 or 2 where the hooks for the draft chains are adjustably mounted on the collars to suit different animals substantially as set forth. 20

4. A combined collar and yoke harness as claimed in the preceding claims wherein the yoke member is cranked between the collars for receiving and carrying the dissel boom or pole of the vehicle and is also adapted to receive the centre or "trek" chain substantially as set forth. 25

5. A combined collar and yoke harness as claimed in the preceding claims where the lower part of the collar is adapted to be opened and closed by a member such as *a*¹.

6. A combined collar and yoke harness as claimed in the preceding claims and wherein each collar is manufactured by placing the wale against the upholstered portion and passing the covering material around both portions and sewing or otherwise attaching it to the upholstered portion at suitable points substantially as set forth. 30

7. The improved draft harness for oxen or other cattle substantially as herein set forth with reference to the accompanying drawings. 35

Dated this 27th. day of March, 1913.

MEWBURN, ELLIS & PRYOR,
70 & 72, Chancery Lane, London, W.C.,
Chartered Patent Agents. 40

[This Drawing is a reproduction of the Original on a reduced scale.]

Fig. 1.

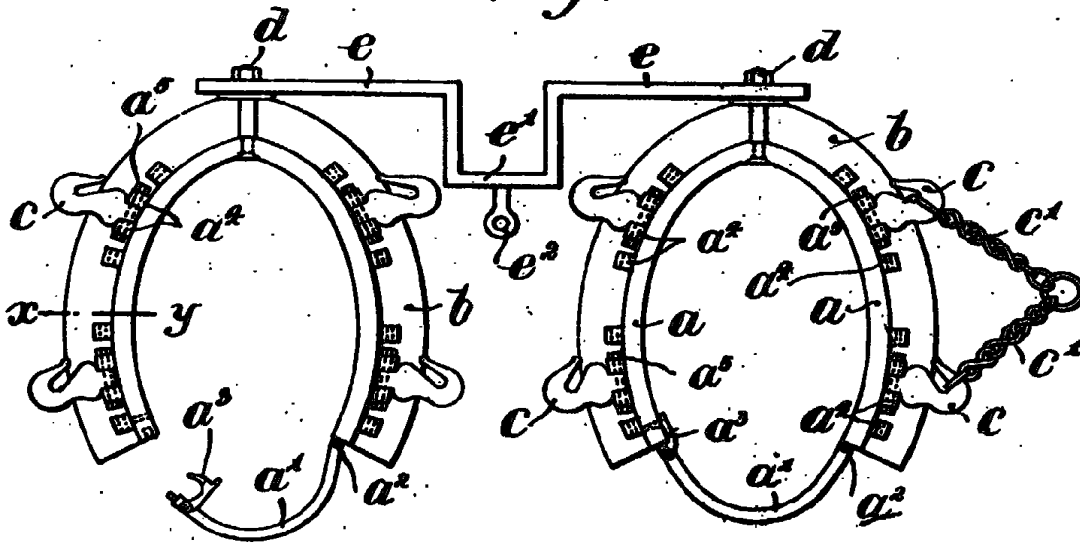


Fig. 2.

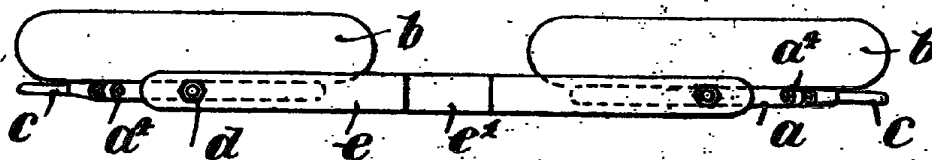
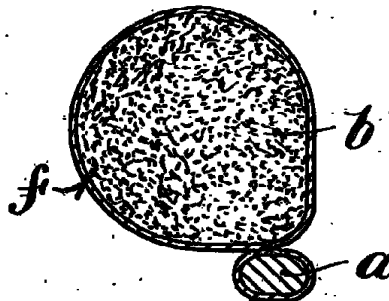


Fig. 3.



BIRMINGHAM
REFERENCE LIBRARY
PUBLIC LIBRARY